



Locker-room benches

THE PLASTIC MATERIAL IS EASY TO CLEAN AND THEREFORE VERY HYGIENIC.
THE SYSTEMS ARE STRONG, STABLE AND EASY TO ASSEMBLE.

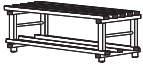
Without separations bench.

Standard bench.





Wall shelves.

BENCHES

BENCHES					
EXAMPLE	REFERENCE	MEASUREMENTS W x D x H	COLOR TUBING	COLOR STOPPER	CHARACTERISTICS
	BA1000 BA1500 BA2000	1000 x 400 x 485 1500 x 400 x 485 2000 x 400 x 485	GREY BEIGE WHITE	BROWN BLACK	Distance between bars is 32 mm. and 110 mm.
	BLL1000 BLL1500 BLL2000	1000 x 350 x 485 1500 x 350 x 485 2000 x 350 x 485			Without separation and 90 mm.

WALL SHELVES AND HANGER TUBING

EXAMPLE	REFERENCE	COLOR TUBING	COLOR STOPPER
	ESTP1000 ESTP1500 ESTP2000	GRIS BEIGE BLANCO	BROWN BLACK
	BP1000 BP1500 BP2000		

COAT HOOK

EXAMPLE	MEASUREMENTS W x D x H	COLOR
	43 x 54 x 40	Inox base clothes hanger, polythene support black



Locker-room benches

BY ORDER WE CAN
CUSTOMIZE YOUR
MEASUREMENTS



BDE 2000



Double bench with shelf.



Simple double bench.



BDC 1000



DOUBLE BENCHES

EXAMPLE	REFERENCE	MEASUREMENTS W x D x H	COLOR TUBING	COLOR STOPPER	CHARACTERISTICS
	BDC1000 BDC1500 BDC2000	1000 x 1000 x 1750 1500 x 1000 x 1750 2000 x 1000 x 1750	GREY BEIGE WHITE	BROWN BLACK	Distance between bars 32 mm. (UP); and 110 mm. (DOWN)
	BDE1000 BDE1500 BDE2000	1000 x 1000 x 1750 1500 x 1000 x 1750 2000 x 1000 x 1750			Shelf width 350 mm. REINFORCED clothes hanger zone.
	BDS1000 BDS1500 BDS2000	1000 x 1000 x 1750 1500 x 1000 x 1750 2000 x 1000 x 1750	GREY BEIGE WHITE	BROWN BLACK	Distance between bars 32 32 mm. (UP); and 110 mm. (DOWN)
	BDEC1000 BDEC1500 BDEC2000	1000 x 1000 x 1750 1500 x 1000 x 1750 2000 x 1000 x 1750			Shelf width 350 mm. Shelf diam. Ø 36 mm. REINFORCED clothes hanger zone.



Swimming pool accessories



Folding trolley.



CS 1100 RP



Baby table.



CP 1200 RP





Door.

SPECIAL APPLICATIONS, CONSULT US


LEISURE INDUSTRY PROGRAMME

SWIMMING POOL TROLLEYS


EXAMPLE	REFERENCE	MEASUREMENTS W x D x H	COLOR TUBING	COLOR STROPPERS	CHARACTERISTICS
	CA1100RC CA1100RP CP1200RC CP1200RP	1100 x 900 x 850 1100 x 900 x 850 1200 x 900 x 850 1200 x 900 x 850	GREY BEIGE WHITE	BROWN BLACK	Without lid, galvanized wheels. Without lid, polyamide wheels. Without lid, galvanized wheels. Without lid, polyamide wheels.
	CS1100RC CS1100RP CS1200RC CS1200RP	1100 x 1000 x 990 1100 x 1000 x 990 1200 x 1000 x 990 1200 x 1000 x 990	GREY BEIGE WHITE	BROWN BLACK	With. lid, galv. wheels, dist. bet. bars 109 mm. With. lid, Poly. wheels, dist. bet. bars 109 mm. With. lid, galv. wheels, dist. bet. bars 109 mm. With. lid, Poly. wheels, dist. bet. bars 109 mm.

The CS models can be shipped folded to decrease shipping costs.

FUNNOELDLE BOX

EXAMPLE	REFERENCE	MEASUREMENTS W x D x H	COLOR TUBING	COLOR STROPPERS	INSIDE MEASUREMENTS
	FBOX690	690 x 530 x 960	GREY BEIGE WHITE	BROWN BLACK	555 x 395 x 795

STORAGE RACK

EXAMPLE	REFERENCE	MEASUREMENTS W x D x H	COLOR TUBING	COLOR STROPPERS	INSIDE MEASUREMENTS
	PT200	2000 x 700 x 2405	GREY BEIGE WHITE	BROWN BLACK	6 compartments 270 x 700 x 2150

We can customice any rack or TROLLEYS to SATISFY your storage needs (I.E., swim belts. inflatable rafts, etc...)